



Oak Ridge HS

Media Center Collection Development Plan 2023-24

D.G.

Dennis Gonzalez
Principal

William Rivard

[William Rivard \(Oct 31, 2023 07:43 EDT\)](#)

William Rivard
Certified Educational Media Specialist

Table of Contents

Table of Contents	2
Executive Summary	3
District Strategic Plan 2025	2
School Collection Development Plan	3
School Analysis	4
Collection Analysis (July 2023)	5
Collection Analysis by Category (July 2023)	6
Notes	6
Representation Analysis	7
Results	7
Summary	7
Strategic Focus	7
Budget and Purchasing Plan	9
Annual Budget 2023-2024	9
Purchasing Plan 2023-2024	9
Year-to-Year Collection Change	10

Executive Summary

District Strategic Plan 2025

Orange County Public Schools is the eighth-largest school district in the United States and the fourth largest in Florida. The district serves more than 206,000 students at 202 schools and is one of the largest employers in Central Florida with more than 25,000 team members.

Vision: To ensure every student has a promising and successful future.

Mission: With the support of families and the community, we create enriching and diverse pathways to lead our students to success.

School Collection Development Plan

Oak Ridge HS serves 2564 students enrolled in grades ninth through twelfth. The student population's ethnicity is made of 50% Hispanic and 50% Non-Hispanic students. Additionally, we serve a diverse population made up of 50% White, 47% Black, 0% Native, 2% Asian, 1% Pacific, and 1% Multicultural students.

The administration includes Principal Dennis Gonzalez and Assistant Principal Sarah Harper. Oak Ridge HS is proud to offer the many special programs which provide students with opportunities. These include Battle of the Books, Air Force ROTC, Aviation Magnet, Hospitality Management Magnet, National Honor Society and our 3DE by Junior Achievement Magnet.

A thorough analysis of the current media center collection at Oak Ridge HS indicates that the average age of the collection is 2007 and the number of books per student is 7. The [American Association for School Libraries](#) has established a criteria for highly effective media centers that includes a ratio of 15-20 books available per student in the collection.

At this time, Oak Ridge HS does not meet the recommended standards for the number of books per student.

The analysis of the collection also revealed the following areas of strengths and concerns:

- hundreds of acquisitions in recent years with more slated for 2023-2024.
- More books will be added to our Language Section {400's Dewey Decimal Range}.
- Oak Ridge looks to increase the variety of its Computer Science collection.
- Our students access 1,117 eBooks, audiobooks & digital magazines available in Sora.
- Among Oak Ridge's strengths is its collection's diversity and inclusion offerings.
- Many low level high interest selections are available for check out in our library,
- Purchase of new books will include an emphasis on African American & LatinX / Hispanic heritage selections, including relevant graphic novels.

School Assessment Analysis

The school analysis provides an overview of the school's assessment data for the previous two school years.

Proficiency Data							
Assessment	2021-22	Assessment	2022-23	Assessment	2021-22	Assessment	2022-23
<i>FSA ELA* Grade 9</i>	30%	<i>FAST ELA Proficiency Grade 9</i>	21%	<i>FSA ELA* Grade 10</i>	22%	<i>FAST ELA Proficiency Grade 10</i>	20%
<i>FSA Algebra 1 EOC</i>	17%	<i>BEST Algebra 1 EOC</i>	13%	<i>FSA Geometry EOC</i>	20%	<i>BEST Geometry EOC</i>	17%
<i>Biology EOC</i>	46%	<i>Biology EOC</i>	35%	<i>U.S. History EOC</i>	53%	<i>U.S. History EOC</i>	41%

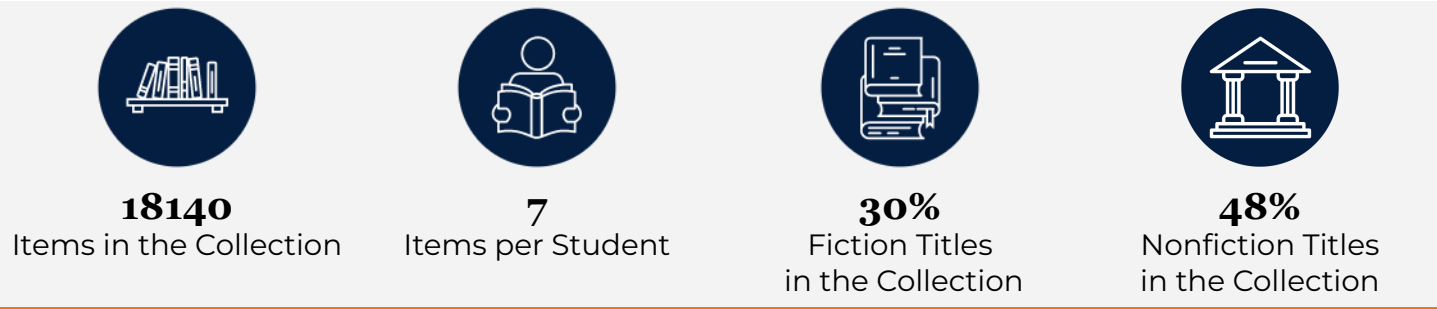
Comparison between 2021-22 and 2022-23 Testing Data

(adapted from <https://www.fldoe.org/accountability/assessments/k-12-student-assessment/results/2023.stml>)

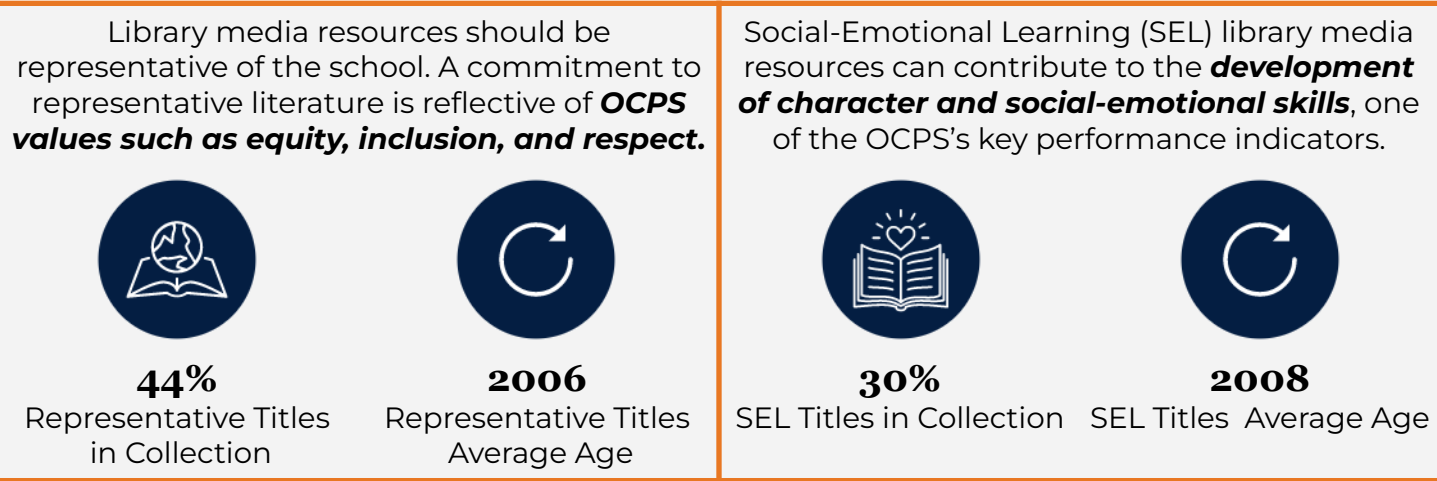
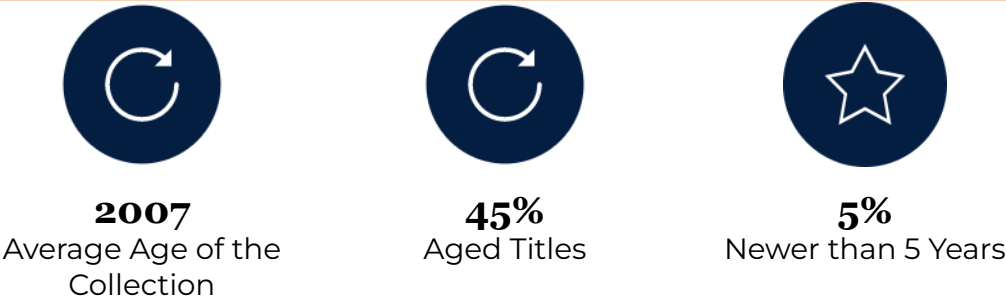
In 2023, the state transitioned from Florida Standards Assessments (FSA) to Florida Assessment of Student Thinking (FAST) for English Language Arts (ELA) and Mathematics. The 2022-23 for FAST and Benchmarks for Excellent Student Thinking (B.E.S.T.) End-of-Course (EOC) assessments are based on **provisional** achievement level cuts that are linked to each assessment's respective 2021-22 reporting scale. Comparisons should not be made between the 2023 data and previous years' data.

Collection Analysis

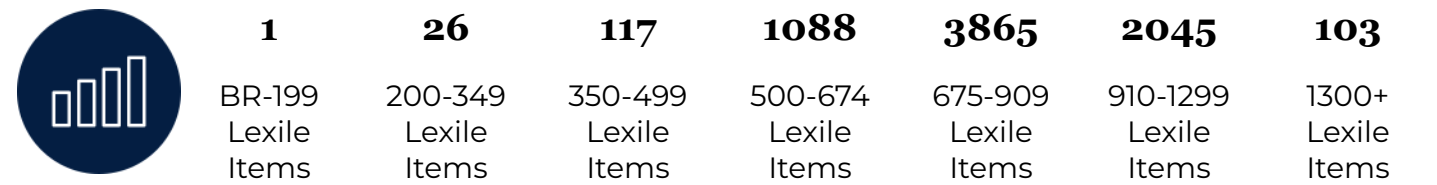
The collection is developed for and influenced by students, their interests, academic needs and alignment to the curriculum. The data below is a snapshot of the collection based on a Titlewise Analysis from July 2023. Purchasing or weeding after that time is not reflected in this data.



Library media resources are curated to include both recently published works and classics that both rightfully impact the average age of the collection.



Library media resources are distributed across the **Lexile reading level ranges** noted below.



Collection Analysis by Category

The information collected in this section provides a detailed look at the current library collection by classification and genre. The information was gathered from Follett Destiny, the library management system, and Titlewave, the vendor's ordering and analysis tool.

Section	# of Titles	Average Age
Computer Science, Information & General Works	56	2009
Philosophy & Psychology	111	2008
Religion	183	2003
Social Sciences	1959	2007
Language	1125	2007
Science	914	2006
Technology	1049	2006
Arts & Recreation	971	2006
Literature	1368	2001
History & Geography	926	2007
Biography	1020	2009
Easy	4	1996
General Fiction	5352	2009
Graphic Novels	678	2010

Notes

- In addition to the physical media center collection, the district provides almost 5,000 eBooks, audiobooks and digital magazines.*

Representation Analysis

Enrollment & Demographic Data					
2564 2023-24 Student Enrollment as of September 7, 2023	Subgroups		Federal Ethnicity		
	38% ELL	10% ESE	50% Hispanic	50% Non-Hispanic	
Federal Race Category					
50% White	47% Black	0% Native	2% Asian	1% Pacific	1% Multicultural

To deepen focus on strategic collection development, specific sections of the collection were analyzed in detail to determine whether the media center collection reflects and represents various points of view and experiences. The goal is to provide a balanced collection that can be both a mirror, to reflect a reader's experience, and a window, so readers can experience different viewpoints.

Results

Based on the available school data of Oak Ridge HS in comparison to Collection Analysis results, it was found that:

Student Representation	% of Students	Total # of Titles	Total % of Titles	Avg. Age of Titles
Hispanic	50%	487	3 %	2006
Black	47%	1170	6 %	2004
Asian	2%	145	1 %	2012

Strategic Focus

This page lists the priorities for selection and weeding for each school year and includes the action, updates, and outcomes. This is subject to change due to funding and time constraints.

School Year	Strategic Focus
2023-2024	Selection Priorities <ul style="list-style-type: none">• African American titles• LatinX/Hispanic titles• Career and Test Prep titles
	Weeding Priorities <ul style="list-style-type: none">• Fiction as needed• Biography• Titles older than 2008• Nonfiction technology titles needing revision & updating
2024-2025	Selection Priorities <ul style="list-style-type: none">• Proceed with priorities that result from 23-24 collection analysis• Books written in Spanish, Haitian-Creole and other languages• High interest and low level fiction selections• Graphic Novels in a variety of languages• Improved variety of LatinX selections
	Weeding Priorities <ul style="list-style-type: none">• History & Geography• Science• outdated Dual Enrollment materials

Budget and Purchasing Plan

This page outlines the current budget available and specifically lists the priorities for this school year (2023-2024).

Annual Budget 2023-2024

State Funds	
Source	Amount
State (1001111000)	57,477.77
Internal Accounts	
Source	Amount
Media 7346	8368.07
Media Library/Textbook 7351	164.83
TOTAL	66010.67

Purchasing Plan 2023-2024



Approximate Purchasing Plan	
Purpose	Amount
Hispanic Heritage and LatinX student books	5500
Graphic novels	7000
Science & Technology	11500
History & Geography, and Biographies	6000
Test Preparation Materials	2000
TOTAL	32000

Year-to-Year Collection Change

The information below represents the year-to-year change within the library media center collection from the 2022-23 to 2023-24 school year. The 2022-23 data is based on a collection analysis from June 2022, while the 2023-24 is based on a collection analysis from July 2023.

Data Reflection

- as outdated materials are weeded from our catalog, the ratio of our Items per student shows a need for improvement and the Oak Ridge High School media center will continue to make strides to positively address this area
- Our

2022-23 Purchased and Weeded Materials		
Materials Added to the Collection	Materials Weeded from the Collection	2407
Category	2022-23	2023-24
 Items in the Collection	18673	18140
 Items per Student	8	7
 Average Age of Collection	2007	2007
 Representative Titles in the Collection	40%	44%